

Elba

Finish: satin stainless steel (71)


Elba on rose, special door prep required



Elba – TER22Q
2 1/16" x 2 1/16"

product code square

TER22Q LA60 71	passage 2 3/8" backset
TER22Q LA70 71	passage 2 3/4" backset
TER22Q DUM 71	full dummy
TER22Q DUML 71	half dummy left
TER22Q DUMR 71	half dummy right
UEZ1340 PB 71	privacy bolt



Elba – TER22
Ø 2 1/16" x 7/16"

round

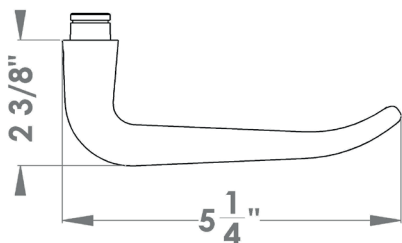
TER22 LA60 71	passage 2 3/8" backset
TER22 LA70 71	passage 2 3/4" backset
TER22 DUM 71	full dummy
TER22 DUML 71	half dummy left
TER22 DUMR 71	half dummy right
UEZ1332 PB 71	privacy bolt

Features TER22Q and TER22

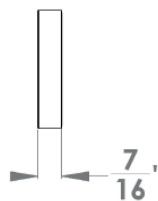
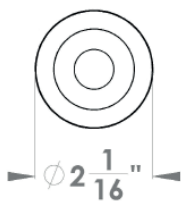
- 3 piece rose
- concealed bolt-through fixing
- sprung
- door range 1 1/2" (38 mm) - 1 7/8" (48 mm) standard
- T- and Lip-Strike with dust box
- stainless steel faceplate
- backsets: 2 3/8" (60 mm) or 2 3/4" (70 mm)
- functions: Passage (LA), full dummy (DUM), dummy left (DUML), dummy right (DUMR)
- available with UL-Latch
- 28° latch with attached face plate
- rate of satin stainless steel 304
- hub 5/16" (8 mm)
- available finish: satin stainless steel

specification details

lever



round rose



square rose

