

Tear Sheet for Mortise set
Model Phoenix on rose by KARCHER DESIGN

KARCHER
DESIGN
GERMANY

contact our US office
Karcher Design USA
Tukwila, Seattle
+1 844 858 2033
order@karcher-design.com



Phoenix

Finish: chrome/satin stainless steel (65)

Phoenix on Rose, special door prep required



Phoenix- TR 40Q
2 1/16" x 2 1/16"

product code latch set
square

TR40Q LA60 65	passage 2 3/8" backset
TR40Q LA70 65	passage 2 3/4" backset
TR40Q DUM 65	full dummy
TR40Q DUM L 65	half dummy left
TR40Q DUM R 65	half dummy right
UEZ1340 PB 73	privacy bolt



Phoenix- TR 40
Ø 2 1/16" x 7/16"

round

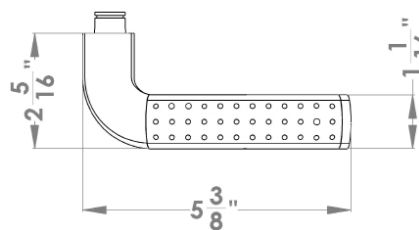
TR40 LA60 65
TR40 LA70 65
TR40 DUM 65
TR40 DUM L 65
TR40 DUM R 65
UEZ1332 PB 73

Features TR40Q and TR40

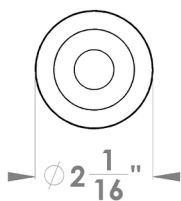
- 3 piece rose
- concealed bolt-through fixing
- sprung
- door range 1 1/2" (38 mm) - 1 7/8" (48 mm) standard
- T- and Lip-Strike with dust box
- stainless steel faceplate
- backsets: 2 3/8" (60 mm) or 2 3/4" (70 mm)
- functions: Passage (LA), full dummy (DUM), dummy left (DUM L), dummy right (DUM R)
- available with UL-Latch
- 28° latch with attached face plate
- rate of satin stainless steel 304
- hub 5/16" (8 mm)
- finish: chrome/satin stainless steel

specification details

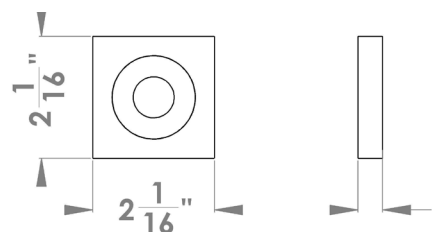
lever



round rose



square rose



Please note: Karcher Design products are designed and measured in metric. Imperial measurements are close approximations to the actual metric dimensions