

Tear Sheet for Mortise set
Model Porto on rose by KARCHER DESIGN



contact our US office
Karcher Design NA
1042 Industry Dr.
Tukwila, WA 98188
Office: 844-858-2033
Fax 253-236-4469
order@karcher-design.com
www.karcher-design.com



Porto

Finish: satin/polished stainless steel (73)

Porto on rose, special door prep required



Porto – TER43Q
2 1/16" x 2 1/16"



Porto – TER43
Ø 2 1/16" x 7/16"

Features TER43Q and TER43

- 3 piece rose
- concealed bolt-through fixing
- sprung
- door range 1 1/2" (38 mm) - 1 7/8" (48 mm) standard
- stainless steel faceplate
- Accurate UL Listed Mortise Lock
- rate of satin stainless steel 304
- hub 5/16" (8 mm)
- available finish: satin/polished stainless steel

product code

square

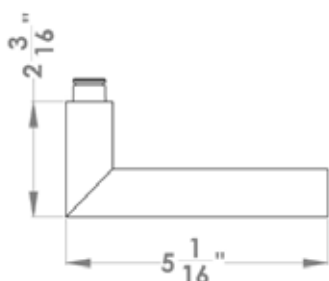
TER43Q PRI 9139 73 Accurate privacy without cylinder
TER43Q STORE 9195 73 Accurate storeroom/nitelatch
TER43Q ENT 9167 73 Accurate entrance set;
cylinder not included
TER43Q ENT 9169 73 Accurate entrance set;
cylinder not included
UEZ1340 CC 73 cylinder collar
UEZ1340 TT 73 thumbturn
UEZ1340 BAD 73 privacy thumbturn

round

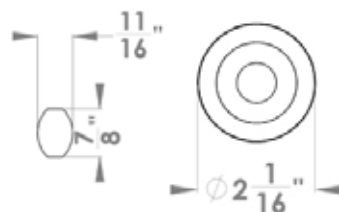
TER43 PRI 9139 73 Accurate privacy without cylinder
TER43 STORE 9195 73 Accurate storeroom/nitelatch
TER43 ENT 9167 73 Accurate entrance set;
cylinder not included
TER43 ENT 9169 73 Accurate entrance set;
cylinder not included
UEZ1332 CC 73 cylinder collar
UEZ1332 TT 73 thumbturn
UEZ1332 BAD 73 privacy thumbturn

specification details

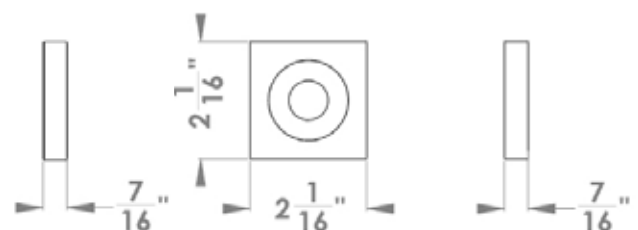
lever



round rose



square rose



Please note: Karcher Design products are designed and measured in metric. Imperial measurements are close approximations to the actual metric dimensions.