

**Tear Sheet for UEL**  
**Model Crete on plate by KARCHER DESIGN**



GERMANY

contact our US office  
 Karcher Design NA  
 1024 Industry DR.  
 Tukwila, WA 98188  
 +1 844 858 2033  
 order@karcher-design.com



**Crete**

Finish: satin stainless steel (71)

**To suit 2 1/8" door prep, 5 1/2" center to center**

**Features UEL27**

**Crete- UEL 27**

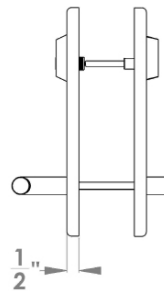
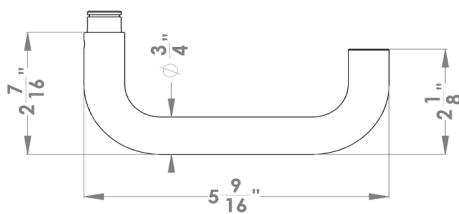
9 13/16" x 2 3/8" x 1/2" plate

product code (handing required)

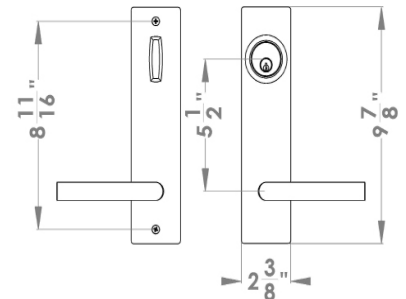
- UEL27 LA60 71 single cylinder entry set, 2 3/8" backset
- UEL27 LA70 71 single cylinder entry set, 2 3/4" backset
- UEZ D2 71 distance ring for 1 3/8" door thickness
- UEL27 PAS60 71 passage 2 3/8" backset
- UEL27 PAS70 71 passage 2 3/4" backset
- UEL27 PB60 71 passage with separate privacy bolt, 2 3/8" backset
- UEL27 PB70 71 passage with separate privacy bolt, 2 3/4" backset
- UEL27 PAT60 71 patio, 2 3/8" backset
- UEL27 PAT70 71 patio, 2 3/4" backset
- UEL27 DUM 71 full dummy
- UEL27 DUM L 71 half dummy left
- UEL27 DUM R 71 half dummy right

- bolt-through fixing
- sprung
- door range 1 3/8" (35 mm) - 2" (51 mm) standard. Distance ring needed if door thickness is 1 3/8" (35 mm)
- T- and Lip-Strike with dust box
- stainless steel faceplate
- functions: single cylinder entry set (LA), passage (PAS), passage with separate privacy bolt (PB), patio (PAT), full dummy (DUM), dummy left (DUM L), dummy right (DUM R)
- grade of stainless steel 304
- hub 5/16" (8 mm)
- door prep 2 1/8", center to center 5 1/2"
- available finish: satin stainless steel

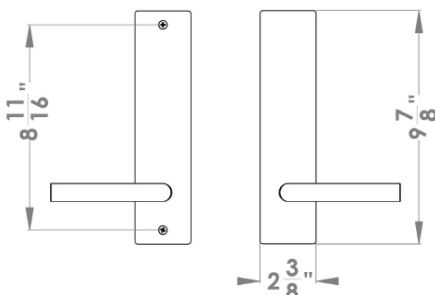
**specification details**  
 lever



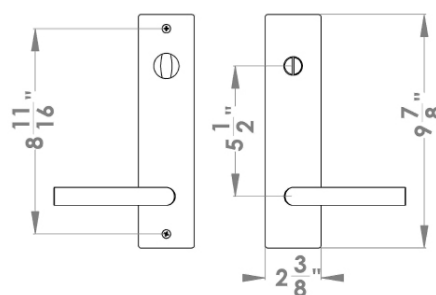
**UEL LA**



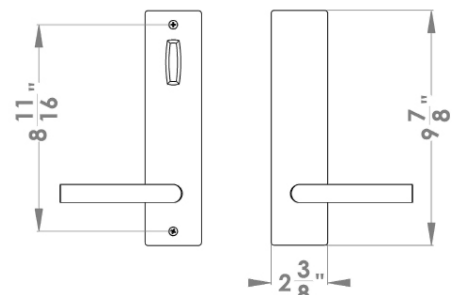
**UEL PAS/DUM**



**UEL PB**



**UEL Patio**



Please note: Karcher Design products are designed and measured in metric. Imperial measurements are close approximations to the actual metric dimensions