

Tear Sheet for UEL
Model Porto on plate by KARCHER DESIGN

KARCHER
DESIGN

GERMANY

contact our US office
Karcher Design NA
1024 Industry DR.
Tukwila, WA 98188
+1 844 858 2033
order@karcher-design.com



Porto

Finish: polished/satin stainless steel (73)

To suit 2 1/8" door prep, 5 1/2" center to center

Porto- UEL 43

9 13/16" x 2 3/8" x 1/2" plate

product code (handing required)

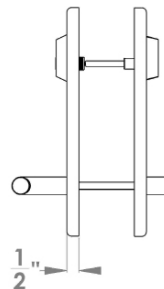
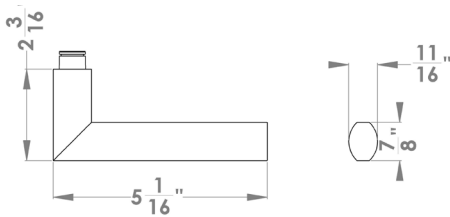
- UEL43 LA60 73 single cylinder entry set, 2 3/8" backset
- UEL43 LA70 73 single cylinder entry set, 2 3/4" backset
- UEZ D2 73 distance ring for 1 3/8" door thickness
- UEL43 PAS60 73 passage 2 3/8" backset
- UEL43 PAS70 73 passage 2 3/4" backset
- UEL43 PB60 73 passage with separate privacy bolt, 2 3/8" backset
- UEL43 PB70 73 passage with separate privacy bolt, 2 3/4" backset
- UEL43 PAT60 73 patio, 2 3/8" backset
- UEL43 PAT70 73 patio, 2 3/4" backset
- UEL43 DUM 73 full dummy
- UEL43 DUM L 73 half dummy left
- UEL43 DUM R 73 half dummy right

Features UEL43

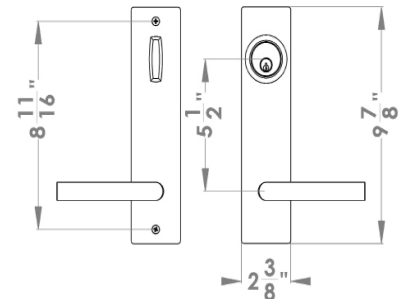
- bolt-through fixing
- sprung
- door range 1 3/8" (35 mm) - 2" (51 mm) standard. Distance ring needed if door thickness is 1 3/8" (35 mm)
- T- and Lip-Strike with dust box
- stainless steel faceplate
- functions: single cylinder entry set (LA), passage (PAS), passage with separate privacy bolt (PB), patio (PAT), full dummy (DUM), dummy left (DUM L), dummy right (DUM R)
- grade of stainless steel 304
- hub 5/16" (8 mm)
- door prep 2 1/8", center to center 5 1/2"
- available finish: polished/satin stainless steel

specification details

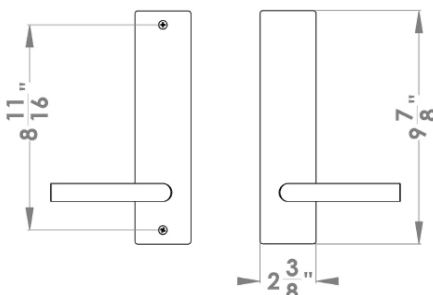
lever



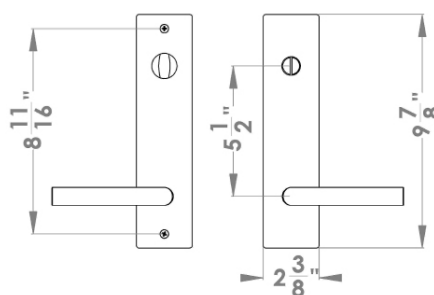
UEL LA



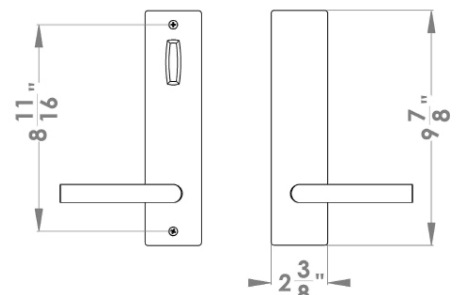
UEL PAS/DUM



UEL PB



UEL Patio



Please note: Karcher Design products are designed and measured in metric. Imperial measurements are close approximations to the actual metric dimensions