

Tear Sheet for UEL
Model Starlight on plate by KARCHER DESIGN



GERMANY

contact our US office
 Karcher Design NA
 1024 Industry DR.
 Tukwila, WA 98188
 +1 844 858 2033
 order@karcher-design.com



Starlight

Finish: chrome/satin nickel (65)

To suit 2 1/8" door prep, 5 1/2" center to center

Starlight- UEL R38

9 13/16" x 2 3/8" x 1/2" plate

product code (handing required)

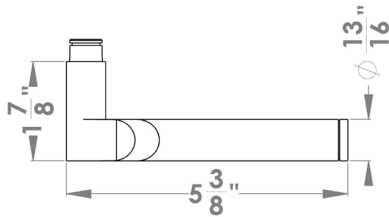
- UEL R38 LA60 65 single cylinder entry set, 2 3/8" backset
- UEL R38 LA70 65 single cylinder entry set, 2 3/4" backset
- UEZ D2 65 distance ring for 1 3/8" door thickness
- UEL R38 PAS60 65 passage 2 3/8" backset
- UEL R38 PAS70 65 passage 2 3/4" backset
- UEL R38 PB60 65 passage with separate privacy bolt, 2 3/8" backset
- UEL R38 PB70 65 passage with separate privacy bolt, 2 3/4" backset
- UEL R38 PAT60 65 patio, 2 3/8" backset
- UEL R38 PAT70 65 patio, 2 3/4" backset
- UEL R38 DUM 65 full dummy
- UEL R38 DUM L 65 half dummy left
- UEL R38 DUM R 65 half dummy right

Features UELR38

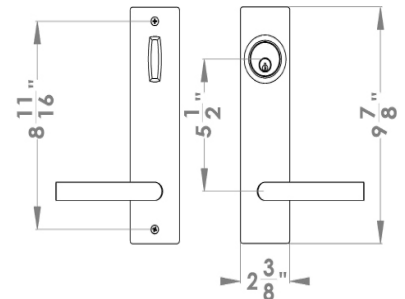
- bolt-through fixing
- sprung
- door range 1 3/8" (35 mm) - 2" (51 mm) standard. Distance ring needed if door thickness is 1 3/8" (35 mm)
- T- and Lip-Strike with dust box
- stainless steel faceplate
- functions: single cylinder entry set (LA), passage (PAS), passage with separate privacy bolt (PB), patio (PAT), full dummy (DUM), dummy left (DUM L), dummy right (DUM R)
- grade of stainless steel 304
- hub 5/16" (8 mm)
- door prep 2 1/8", center to center 5 1/2"
- available finish: chrome/satin nickel

specification details

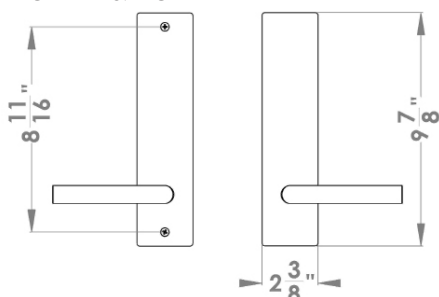
lever



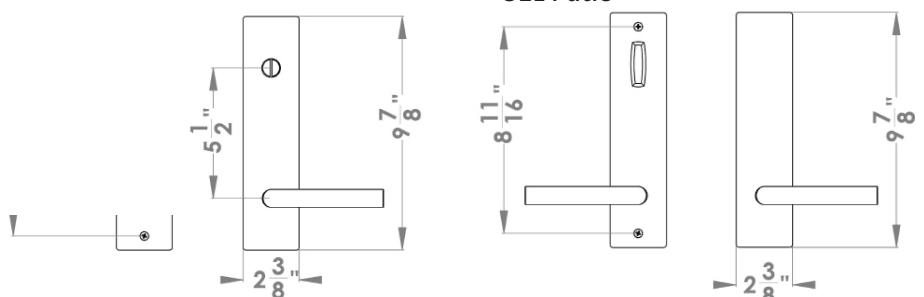
UEL LA



UEL PAS/DUM



UEL Patio



Please note: Karcher Design products are designed and measured in metric. Imperial measurements are close approximations to the actual metric dimensions