

Tear Sheet for UEL
Model Tokio on plate by KARCHER DESIGN

KARCHER
DESIGN

GERMANY

contact our US office
Karcher Design NA
1024 Industry DR.
Tukwila, WA 98188
+1 844 858 2033
order@karcher-design.com



Tokio

Finish: satin stainless steel (71)

To suit 2 1/8" door prep, 5 1/2" center to center

Tokio- UEL 66

9 13/16" x 2 3/8" x 1/2" plate

product code (handing required)

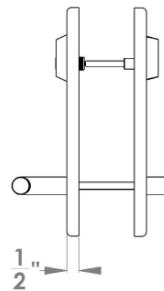
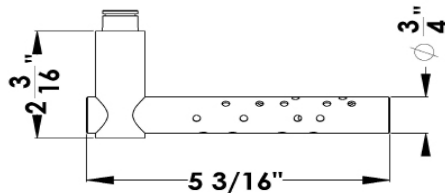
UEL66 LA60 71	single cylinder entry set, 2 3/8" backset
UEL66 LA70 71	single cylinder entry set, 2 3/4" backset
UEZ D2 71	distance ring for 1 3/8" door thickness
UEL66 PAS60 71	passage 2 3/8" backset
UEL66 PAS70 71	passage 2 3/4" backset
UEL66 PB60 71	passage with separate privacy bolt, 2 3/8" backset
UEL66 PB70 71	passage with separate privacy bolt, 2 3/4" backset
UEL66 PAT60 71	patio, 2 3/8" backset
UEL66 PAT70 71	patio, 2 3/4" backset
UEL66 DUM 71	full dummy
UEL66 DUM L 71	half dummy left
UEL66 DUM R 71	half dummy right

Features UEL66

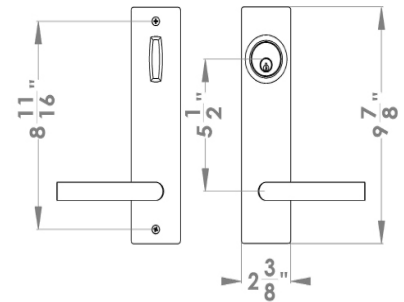
- bolt-through fixing
- sprung
- door range 1 3/8" (35 mm) - 2" (51 mm) standard. Distance ring needed if door thickness is 1 3/8" (35 mm)
- T- and Lip-Strike with dust box
- stainless steel faceplate
- functions: single cylinder entry set (LA), passage (PAS), passage with separate privacy bolt (PB), patio (PAT), full dummy (DUM), dummy left (DUM L), dummy right (DUM R)
- grade of stainless steel 304
- hub 5/16" (8 mm)
- door prep 2 1/8", center to center 5 1/2"
- available finish: satin stainless steel

specification details

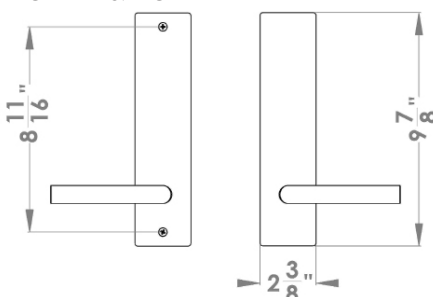
lever



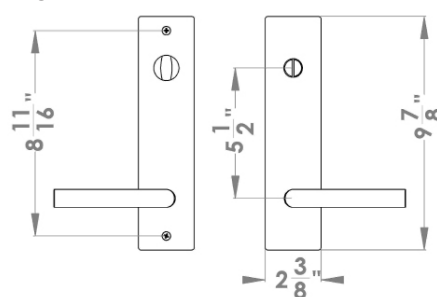
UEL LA



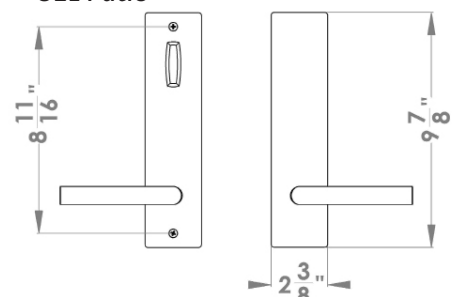
UEL PAS/DUM



UEL PB



UEL Patio



Please note: Karcher Design products are designed and measured in metric. Imperial measurements are close approximations to the actual metric dimensions