

Tear Sheet for Mortise set
Model Malta on rose by KARCHER DESIGN



contact our US office
Karcher Design NA
1042 Industry Dr.
Tukwila, WA 98188
Office: 844-858-2033
Fax 253-236-4469
order@karcher-design.com
www.karcher-design.com



Malta

Finish: satin stainless steel (71)

Malta on rose, special door prep required



Malta – TER25Q
2 1/16" x 2 1/16"



Malta – TER25
Ø 2 1/16" x 7/16"

Features TER25Q and TER25

- 3 piece rose
- concealed bolt-through fixing
- sprung
- door range 1 1/2" (38 mm) - 1 7/8" (48 mm) standard
- stainless steel faceplate
- Accurate UL Listed Mortise Lock
- rate of satin stainless steel 304
- hub 5/16" (8 mm)
- available finish: satin stainless steel

product code

square

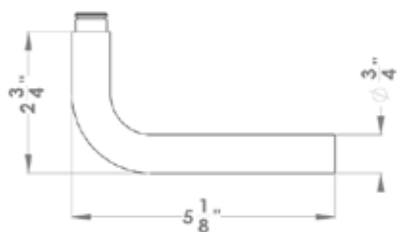
TER25Q PRI 9139 71 Accurate privacy without cylinder
TER25Q STORE 9195 71 Accurate storeroom/nitelatch
TER25Q ENT 9167 71 Accurate entrance set;
cylinder not included
TER25Q ENT 9169 71 Accurate entrance set;
cylinder not included
UEZ1340 CC 71 cylinder collar
UEZ1340 TT 71 thumbturn
UEZ1340 BAD 71 privacy thumbturn

round

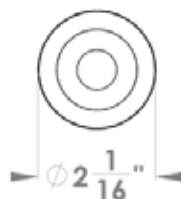
TER25 PRI 9139 71 Accurate privacy without cylinder
TER25 STORE 9195 71 Accurate storeroom/nitelatch
TER25 ENT 9167 71 Accurate entrance set;
cylinder not included
TER25 ENT 9169 71 Accurate entrance set;
cylinder not included
UEZ1332 CC 71 cylinder collar
UEZ1332 TT 71 thumbturn
UEZ1332 BAD 71 privacy thumbturn

specification details

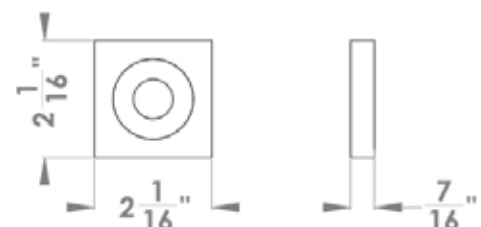
lever



round rose



square rose



Please note: Karcher Design products are designed and measured in metric. Imperial measurements are close approximations to the actual metric dimensions.