


Tear Sheet for Mortise set  
Model Kioto on rose by KARCHER DESIGN



contact our US office  
Karcher Design NA  
1042 Industry Dr.  
Tukwila, WA 98188  
Office: 844-858-2033  
Fax 253-236-4469  
order@karcher-design.com  
www.karcher-design.com



**Kioto**

Finish: satin stainless steel (71)

**Kioto on rose, special door prep required**



**Kioto – TER72Q**  
**2 1/16" x 2 1/16"**



**Kioto – TER72**  
**Ø 2 1/16" x 7/16"**

**Features TER72Q and TER72**

- 3 piece rose
- concealed bolt-through fixing
- sprung
- door range 1 1/2" (38 mm) - 1 7/8" (48 mm) standard
- stainless steel faceplate
- Accurate UL Listed Mortise Lock
- rate of satin stainless steel 304
- hub 5/16" (8 mm)
- available finish: satin stainless steel

product code

square

TER72Q PRI 9139 71 Accurate privacy without cylinder  
TER72Q STORE 9195 71 Accurate storeroom/nitelatch  
TER72Q ENT 9167 71 Accurate entrance set;  
cylinder not included  
TER72Q ENT 9169 71 Accurate entrance set;  
cylinder not included  
UEZ1340 CC 71 cylinder collar  
UEZ1340 TT 71 thumbturn  
UEZ1340 BAD 71 privacy thumbturn

round

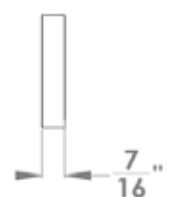
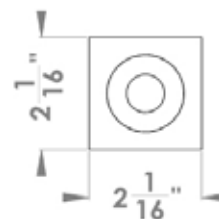
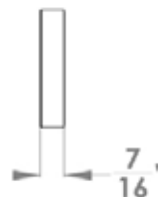
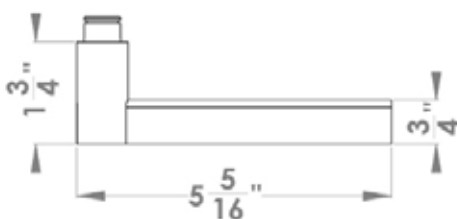
TER72 PRI 9139 71 Accurate privacy without cylinder  
TER72 STORE 9195 71 Accurate storeroom/nitelatch  
TER72 ENT 9167 71 Accurate entrance set;  
cylinder not included  
TER72 ENT 9169 71 Accurate entrance set;  
cylinder not included  
UEZ1332 CC 71 cylinder collar  
UEZ1332 TT 71 thumbturn  
UEZ1332 BAD 71 privacy thumbturn

**specification details**

lever

round rose

square rose



Please note: Karcher Design products are designed and measured in metric. Imperial measurements are close approximations to the actual metric dimensions.