


Tear Sheet  
Model Tokyo on rose by KARCHER DESIGN

KARCHER  
DESIGN

GERMANY


contact our US office  
Karcher Design USA  
Tukwila, Seattle  
+1 844 858 2033  
order@karcher-design.com



**Tokyo**

Finish: satin stainless steel (71)

**To suit standard 2 1/8" door prep**



**Tokyo- UER 66Q**  
2 5/8 x 2 5/8 x 7/16"



**Tokyo- UER 66**  
Ø 2 5/8 x 7/16"

**product code**  
**square**

UER66Q PAS60 71	passage 2 3/8" backset
UER66Q PAS70 71	passage 2 3/4" backset
UER66Q PRI60 71	privacy 2 3/8" backset
UER66Q PRI70 71	privacy 2 3/4" backset
UER66Q DUM 71	full dummy
UER66Q DUM L 71	half dummy left
UER66Q DUM R 71	half dummy right
UEDBQ 71	deadbolt to add to passage

**round**

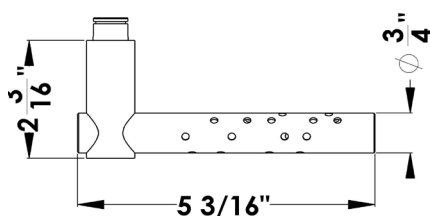
UER66 PAS60 71	passage 2 3/8" backset
UER66 PAS70 71	passage 2 3/4" backset
UER66 PRI60 71	privacy 2 3/8" backset
UER66 PRI70 71	privacy 2 3/4" backset
UER66 DUM 71	full dummy
UER66 DUM L 71	half dummy left
UER66 DUM R 71	half dummy right
UEDB 71	deadbolt to add to passage
UEDBA 71	deadbolt keyed alike

**Features UER66Q and UER66**

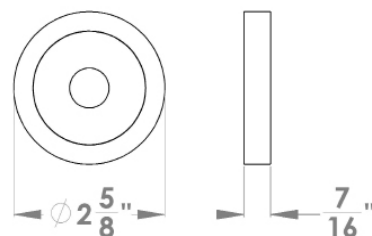
- 3 piece rose
- concealed bolt-through fixing
- sprung
- door range 1 1/4" (31 mm) - 2" (51 mm) standard
- T- and Lip-Strike with dust box
- stainless steel faceplate
- backsets: 2 3/8" (60 mm) or 2 3/4" (70 mm)
- functions: Passage (PAS), Privacy (PRI), full dummy (DUM), dummy left (DUM L), dummy right (DUM R)
- available with UL-Latch
- 28° latch with attached face plate
- rate of satin stainless steel 304
- hub 5/16" (8 mm)
- door prep 2 1/8"
- available finish: satin stainless steel

**specification details**

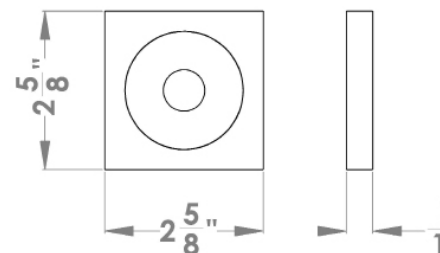
**lever**



**round rose**



**square rose**



Please note: Karcher Design products are designed and measured in metric. Imperial measurements are close approximations to the actual metric dimensions