

PRODUCT SELECTION

FOR PRE-BORED DOORS

DESIGNS OF STAINLESS STEEL



KARCHER

DESIGN
GERMANY

KARCHER DESIGN

KARCHER DESIGN – Contemporary door and window hardware with exclusive fixing technology

KARCHER DESIGN provides an extensive range of contemporary lever designs as well as window handles, door pulls, and accessories. In our exclusive product range, customers can create their own personal, optimum combination of door handle model and escutcheon variant. Whether made of stainless steel or zamac: Our customers can choose from a wide range of finishes, from the classic stainless steel finishes satin and polished to the combination chrome/chrome satin and the new trend finishes oil rubbed bronze and cosmos black. German engineering assures excellent functionality and years of worry-free service.

KARCHER DESIGN is based in southwestern Germany in the state of Baden-Württemberg which borders both France and Switzerland. The area has a long history of industrial design and manufacturing and is home to the leading automotive companies Mercedes Benz, Porsche and Audi.


KARCHER DESIGN NA, located in Seattle, is a fully-owned subsidiary of the parent company. Its focus is to provide customer service and product distribution to the growing North American market. In choosing Seattle, Karcher found a home with a climate very much like that in Germany and a thriving high-tech community that will provide inspiration for future product innovation.

KARCHER DESIGN supports door and hardware showrooms, architects, and contractors. Our qualified customer service team assures a smooth and accurate ordering process as well as expert service after the sale. All products are kept in stock at high inventory levels. So whether your project is a single door, or a high-rise condominium, delivery will be prompt and complete.

KARCHER DESIGN – The quality choice for the discerning customer.

KARCHER
DESIGN
GERMANY



All levers for pre-bored doors (UER/UERQ/UEPL/UEPLQ) meet ADA accessibility requirements (ANSI A117.1) and are also available as passage for fire doors. 

LEVER SETS ON 3-PIECE ROSE



Paris – UER55 83
cosmos black



Rhodos – UER28 71
satin stainless steel



Montana – UER54 71
satin stainless steel



Montana – UERQ54 83
cosmos black



Nevada – UERQ88 71
satin stainless steel



Seattle – UERQ46 83
cosmos black




Torino – URQ53 60
satin nickel, inlay carbon

NEW DESIGN MODELS



Deadbolt – UEDBQ 71
satin stainless steel

Soho – UERQ57 71
satin stainless steel
by Itamar Harari



SOHO



Soho – UER57 71
satin stainless steel



Soho – UEPL57 71
satin stainless steel

NEW



Boston – UERQ58 71
satin stainless steel
by Karcher Design



Brooklyn – UER59 71
satin stainless steel
by Itamar Harari




BOSTON

BROOKLYN

NEW



Boston – UEPLQ58 71
satin stainless steel



Brooklyn – UEPL59 71
satin stainless steel

The new design models Soho UER57 and Brooklyn UER59 were designed by the Italian product designer Itamar Harari.

In addition to the best selling model Seattle UERQ46 KARCHER DESIGN developed the model Boston UERQ58 with a more delicate handle. All three models are available in cosmos black.

KARCHER
DESIGN
GERMANY

LEVER SETS ON 3-PIECE ROSE



Montana – UER54 71
satin stainless steel



Tasmania – UER31 71
satin stainless steel



Las Vegas – UER87 71
satin stainless steel



Montana – UERQ54 71
satin stainless steel




Madrid – UERQ56 71
satin stainless steel

The 3-piece rose system is available in the round or square version with a diameter of 2 $\frac{5}{8}$ " for pre-bored doors.


The decorative ring on the 3-piece rose provides an elegant and homely ambience.

The 3-piece rose system is available for the following functions for standard door prep and meet ADA accessibility requirements. (ANSI A117.1)

PAS	passage
PRI	privacy (with push pin)
DUM	full dummy
DUML/R	half dummy left/right
UL	passage for fire doors 



London – UER51 83
cosmos black



Corfu – UER24 83
cosmos black



Verona – UERQ37 83
cosmos black

KARCHER

DESIGN
GERMANY

LEVER SETS



- Thin minimalistic design with $\frac{1}{8}$ " thin rose
- Concealed fixing, no visible bolts
- Meet ADA accessibility requirements. (ANSI A117.1)
- Available for all KARCHER DESIGN lever models

Montana – UEPLQ54
cosmos black




Madeira – UEPL45 83
cosmos black



Seattle – UEPLQ46 83
cosmos black




Verona – UEPL37 83
cosmos black



Montana – UEPLQ54 83
cosmos black



Rhodos – UEPL28 71
satin stainless steel



Paris – UEPLQ55 71
satin stainless steel



Rio Steel – UEPL34 71
satin stainless steel



Las Vegas – UEPLQ87 71
satin stainless steel



Madeira – UEPL45 LH 71
satin stainless steel, leather light brown



Madeira – UEPLQ45 LD 71
satin stainless steel, leather dark brown



Tasmania – UEPL31 71
satin stainless steel

MADEIRA PREMIUM SELECTION



AVAILABLE FINISHES:



satin stainless steel



oil rubbed bronze



pol. stainless steel



cosmos black

3 PIECE ROSE



Madeira – UERQ45 81
oil rubbed bronze

PLAN DESIGN ROSE



Madeira – UEPL45 83
cosmos black



Madeira – UEPLQ45 71
satin stainless steel

TUBULAR ENTRY SET GRIP/LEVER



Madeira – UET45 71
satin stainless steel

TUBULAR ENTRY SET LEVER/LEVER



Madeira – UEL45 71
satin stainless steel

MULTIPOINT SET



Madeira – UEM45 71
satin stainless steel



More lever selections can
be found in our catalog or
Retail Price list.

KARCHER
DESIGN
GERMANY

ENTRY SETS



Tubular Entry set – UET
Grip/Lever



Mortise Entry set – UETM
Grip/Lever

Available for every KARCHER DESIGN lever model in satin stainless steel and cosmos black.

Entry sets are available with tubular latches (UET) or mortise lock (UETM). Tubular Entry sets are also available as lever/lever combination (UEL).

DEADBOLT



UEDB 71
satin stainless steel



UEDB 83
cosmos black



UEDBQ 71
satin stainless steel
or cosmos black



UEDB200 71
satin stainless steel



UEDB200 83
cosmos black



UEDBQ200 71
satin stainless steel
or cosmos black



Tubular Entry set – UEL
Lever/Lever



Multipoint set – UEM1
cosmos black



Multipoint set – UEM2
satin stainless steel

Multipoint sets are available in two different shapes and as lever low or lever high. Functions for Multipoint sets are: American cylinder, passage, patio, half dummy/half passage or full dummy. Also available as Europrofile cylinder.

PULL HANDLES



ES3
length from 11 $\frac{13}{16}$ " to 78 $\frac{3}{4}$ "



ES6Q
length from 15 $\frac{3}{4}$ " to 39 $\frac{3}{8}$ "




ES46
length from 13 $\frac{3}{16}$ " to 17 $\frac{1}{8}$ "

POCKET DOOR SETS AND ACCESSORIES



EPD OS 71
satin stainless steel



EPD4 71
satin stainless steel



EPDQ4 71
satin stainless steel



EPD OS 83
cosmos black



EPD4 83
cosmos black



EPDQ4 83
cosmos black

EPD sets are available as passage (OS) or privacy with thumb turn. Lockable EPD sets consist of inside and outside rose, small finger sleeve and latch with strike plate.



ES13Q
length from 15 $\frac{3}{4}$ " to 47 $\frac{1}{4}$ "



EZ211 71
satin stainless steel



EZ216 71
satin stainless steel



EZ217 83
cosmos black



EZ217Q 83
cosmos black

KARCHER
DESIGN
GERMANY



AWARD-WINNER PARIS

Designed by Itamar Harari, the Paris ER55 combines ergonomics and design at the highest level and is available in satin stainless steel and cosmos black.

GERMAN DESIGN AWARD 2021
Category – Building & Elements



KARCHER

DESIGN

GERMANY

Seattle Office and
Warehouse:

Karcher Design NA
1042 Industry Drive
Tukwila, WA 98188
Tel.: (844) 858-2033
Fax: (253) 236-4469
order@karcher-design.com
www.karcher-design.com

