

Tear Sheet for Mortise set
Model Corsica on rose by KARCHER DESIGN



contact our US office
Karcher Design USA
Tukwila, Seattle
+1 844 858 2033
order@karcher-design.com



Corsica

Finish: Satin stainless steel (71)

Corsica on Rose, special door prep required



Corsica- TER30Q
2 1/16" x 2 1/16"



Corsica- TER 30
Ø 2 1/16" x 7/16"

Features TER30Q and TER30

- 3 piece rose
- concealed bolt-through fixing
- sprung
- door range 1 1/2" (38 mm) - 1 7/8" (48 mm) standard
- stainless steel faceplate
- Accurate UL Listed Mortise Lock
- available with UL-Latch
- rate of satin stainless steel 304
- hub 5/16" (8 mm)
- available finish: satin stainless steel

Product code Mortise set square

TER30Q PRI 9139 71	Accurate privacy without cylinder
TER30Q STORE 9195 71	Accurate storeroom/nitelatch
TER30Q ENT 9167 71	Accurate entrance set without cylinder
TER30Q ENT 9169 71	Accurate entrance set without cylinder
UEZ1340 CC 71	cylinder colar
UEZ1340 TT 71	thumbturn
UEZ1340 BAD 71	privacy thumbturn

round

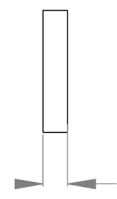
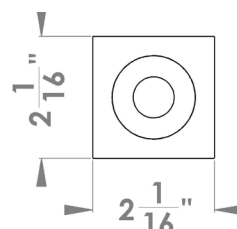
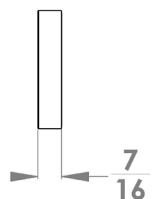
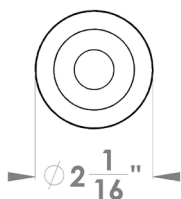
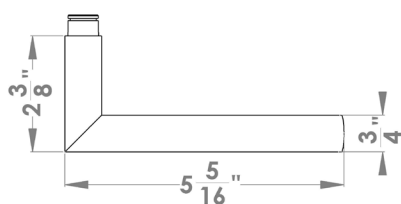
TER30 PRI 9139 71	Accurate privacy without cylinder
TER30 STORE 9195 71	Accurate storeroom/nitelatch
TER30 ENT 9167 71	Accurate entrance set without cylinder
TER30 ENT 9169 71	Accurate entrance set without cylinder
UEZ1332 CC 71	cylinder colar
UEZ1332 TT 71	thumbturn
UEZ1332 BAD 71	privacy thumbturn

specification details

lever

round rose

square rose



Please note: Karcher Design products are designed and measured in metric. Imperial measurements are close approximations to the actual metric dimensions