

Tear Sheet for Mortise set
Model Oregon on rose by KARCHER DESIGN



contact our US office
Karcher Design USA
Tukwila, Seattle
+1 844 858 2033
order@karcher-design.com



Oregon

Finish: Satin stainless steel (71)

Oregon on Rose, special door prep required



Oregon- TER 48Q
2 1/16" x 2 1/16"

product code latch set square

TER48Q LA60 71	passage 2 3/8" backset
TER48Q LA70 71	passage 2 3/4" backset
TER48Q DUM 71	full dummy
TER48Q DUM L 71	half dummy left
TER48Q DUM R 71	half dummy right
UEZ1340 PB 71	privacy bolt



Oregon- TER 48
Ø 2 1/16" x 7/16"

round

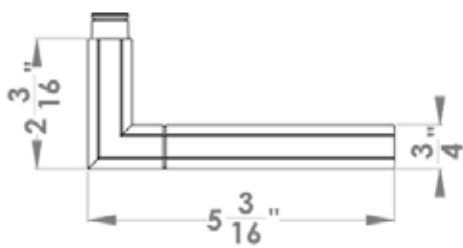
TER48 LA60 71	passage 2 3/8" backset
TER48 LA70 71	passage 2 3/4" backset
TER48 DUM 71	full dummy
TER48 DUM L 71	half dummy left
TER48 DUM R 71	half dummy right
UEZ1332 PB 71	privacy bolt

Features TER48Q and TER48

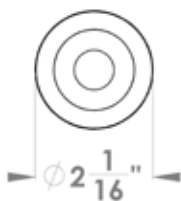
- 3 piece rose
- concealed bolt-through fixing
- sprung
- door range 1 1/2" (38 mm) - 1 7/8" (48 mm) standard
- T- and Lip-Strike with dust box
- stainless steel faceplate
- backsets: 2 3/8" (60 mm) or 2 3/4" (70 mm)
- functions: Passage (LA), full dummy (DUM), dummy left (DUM L), dummy right (DUM R)
- available with UL-Latch
- 28° latch with attached face plate
- rate of satin stainless steel 304
- hub 5/16" (8 mm)
- finish: satin stainless steel

specification details

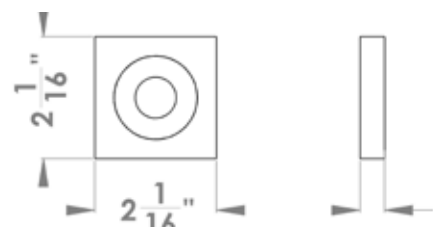
lever



round rose



square rose



Please note: Karcher Design products are designed and measured in metric. Imperial measurements are close approximations to the actual metric dimensions